


## How to Write a Professional Paper

RCPT 413 Professional Issues


Source: A research guide for students by I. Lee



## 1. Choose a Topic

- Must relate to the session topic
- Must relate to Recreation, Parks and Tourism
- Choose a topic that interests and challenges you


What is your topic?



## 2. Find Information

- Minimum requirement:
  - ten references published in last five years
  - including seven refereed articles from three different journals
- Include only references cited in text


How many references do you have? How many are journal articles? Where did you find them?



## 3. State Your Thesis

- Condensation of your paper into one or two sentence argument or analysis
- Qualities
  - Take a stand
  - Justifies discussion
  - Expresses one main idea
  - Specific


Source: Indiana University Writing Tutorial Services



## Examples of Thesis Statements

- Weak: There are some negative and positive aspects to the banana herb tea supplement.
- Strong: Because the banana herb tea supplement promotes rapid weight loss of muscle and lean body mass, it poses a potential danger to customers.

What is your thesis statement?



## 4. Make a Tentative Outline

- Introduction
  - Clearly state thesis and purpose of paper.
  - Briefly explain the main points and why they are important
- Body
  - Rule of 3: Find three supporting arguments for each position you take
- Conclusion
  - Restate your thesis.
  - Summarize your arguments.
  - Explain why you have come to this conclusion



## 5. Organize Your Notes

- Analyze, synthesize, sort and digest the information you have gathered
- Devise a method to organize your notes
- Do not include irrelevant information or material you do not understand
- Avoid overuse of quotes (blocks)



## 6. Write First Draft

- Use your outline to organize material
- Find a technique that works for you
- Paraphrase whenever possible and compare to original for plagiarism
- Properly cite using APA

Find a great editor to review your paper. Due Friday



## 7. Revise Outline and Draft

- Use the grade sheet as a checklist
  - Clear introduction?
  - Orderly presentation of ideas?
  - Use of supporting evidence?
  - Thoughtful conclusion/discussion?
  - Correct writing style?
  - Proper manuscript preparation?
  - Correct reference citations?
  - Proper use of quotations?
  - Use of precision, clarity and language?
  - Proper spelling, punctuation, and grammar?



## 8. Type final paper

- Re-read assignment for expectations
- Proofread paper carefully
- Check for plagiarism

Abstract is due in one week for grading.